



MARIYANA T. SPYROPOULOS

CLERK OF THE CIRCUIT COURT
OF COOK COUNTY

How To Search For Criminal Case Information Using The CCC Portal

For Justice Partners and
Authorized Agencies





Table of Contents

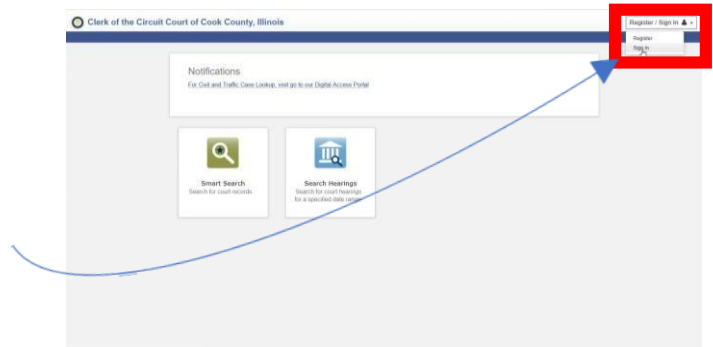
Accessing the Portal	1
Searching By Name Or Case Number	2
Using Wildcard Search	3
Using Advanced Search	4
Viewing Search Results	9
Quick Reference Searches:	
Search by Case Number	13
Search by CB Number	14
Search by Company Name	15
Search by FBI Number	15-16
Search by IR Number	17
Search by RD Number	18
Search by SID Number	19
Search by Ticket Number	20
Search by Warrant Number	21
Search for Hearings	24
Where To Go For Help	28



Accessing the Odyssey Portal for Justice Partners and Authorized Agencies

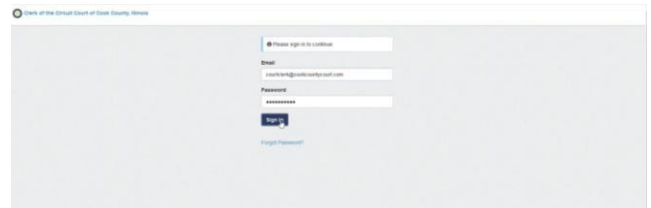
Justice Partners and authorized agencies can access the Odyssey Portal with an internet connection, using a secure login.

1. Type the Odyssey Portal URL address into your browser:



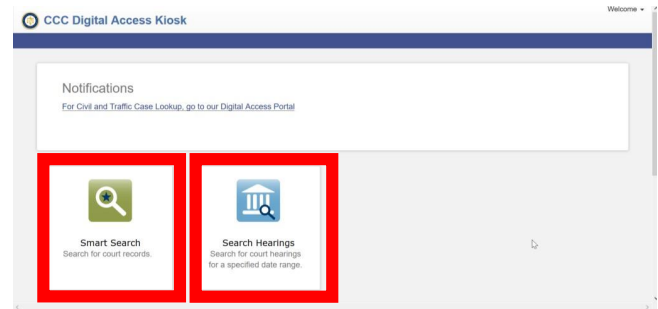
<https://cccportal.cookcounty.clerkofcourt.org>

2. Click on "Register/Sign In"
3. Type in your registered email address and password to sign in.



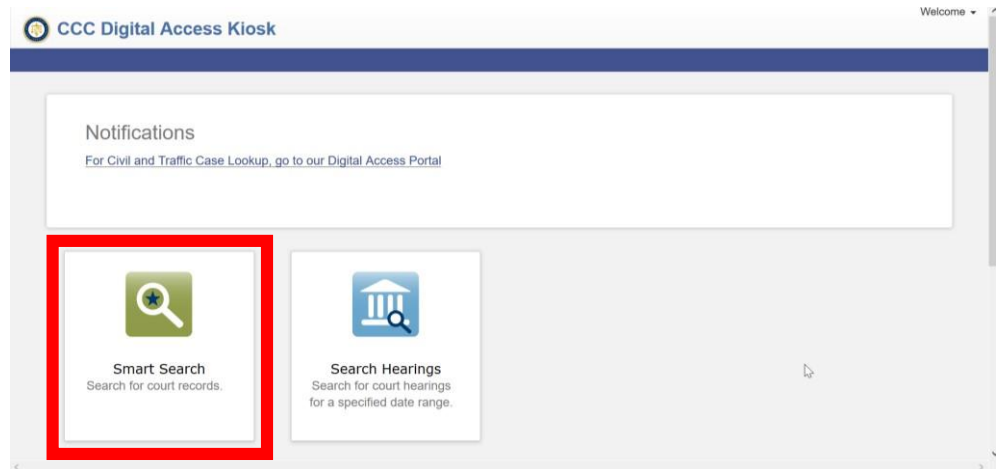


On the Odyssey Portal homepage, you will see Smart Search, which is used to search for court records and Search Hearings, used to search for court hearings for a specified date range.



Searching by Name or Case Number

To search for court records by name or case number, click on the Smart Search icon from the CCC Portal home page.



In Smart Search, click in the field to type a Case Number or a Name.



- A Name can be a defendant, plaintiff, attorney, judge, company name, etc.
- Names must be entered in Last Name, First Name sequence

A screenshot of the "Clerk of the Circuit Court of Cook County Odyssey Portal". The page has a dark blue header with the portal name and "Register / Sign In" links. Below the header is a white search box titled "Smart Search" with a "*Required" label. Inside the box, there is a "Search Criteria" section with a question mark icon. A text input field is highlighted with a red border, containing the text "16110859601". Above the input field is a hint: "* Enter a Record Number or Name in Last, First Middle Suffix Format". Below the input field are "Clear" and "Submit" buttons. At the bottom of the search box is a link for "Advanced Filtering Options".

Using The Wildcard Search

- Using the wildcard function (*) may help you find cases. For example John Smith = Smith, J*. Or Supreme Auto Body = Supreme*.
- Names are not case sensitive. You can enter first, middle, and last names in uppercase, lowercase, or a combination of both. The search results are the same.
- There is a minimum of one character in a first name, three characters in a last name, and four characters in a case number to use the wildcard feature.
- Once your search criteria is entered, click Submit.



How To Use Advanced Search

Clicking on Advanced Search will generate additional panels, which will appear under the main search window.

There are panels for General Options

(location and search type), Party Search criteria, Case Search criteria and Judgement Search criteria. You might need to scroll down to see them. Below is an explanation for each panel.

General Options Search Panel

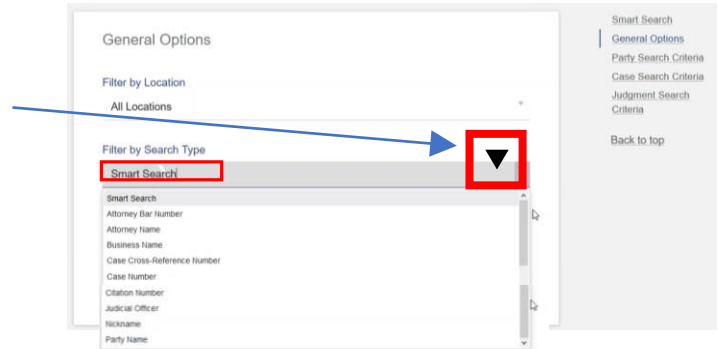
The “General Options” search panel allows you to select the area of law for your search (“Filter by Location”) and it enables you to search by several advanced criteria (“Filter by Search Type”). To filter by search type, click on the down arrow next to “Filter by Search Type”. Search type filtering options include:

1) Attorney Bar Number – or ARDC Number;

The screenshot displays the 'Clerk of the Circuit Court of Cook County Odyssey Portal'. At the top right, there are links for 'Register / Sign In'. The main section is titled 'Smart Search' and includes a 'Search Criteria' input field with a placeholder text: '* Enter a Record Number or Name in Last, First Middle Suffix Format'. Below this is a text box containing '16110859601'. There are 'Clear' and 'Submit' buttons. Below the search criteria, there is a link for 'Advanced Filtering Options' which is highlighted with a red box and a blue arrow. Below this, there is a section titled 'General Options' which is also highlighted with a red box and a blue arrow. This section contains two filters: 'Filter by Location' with a dropdown menu showing 'All Locations', and 'Filter by Search Type' with a dropdown menu showing 'Case Cross-Reference Number'. Below these filters, there is an 'Include' section with two checkboxes: 'Cases' and 'Judgments'.



- 2) Attorney Name;
- 3) Business Name;
- 4) Case CrossReference Number;
- 5) Case Number;
- 6) Citation Number;
- 7) Judicial Officer;
- 8) Nickname;
- 9) Party Name



One of the options within the “Filter by Search Type” panel is the Case Cross-Reference Number, which enables you to search by any of the following values:

Code	Description	Code	Description
APP	Appellate Number	IR	IR Number
CB-DCN	Central Booking # /Document Control #	FILM	Microfilm Number
CODEF	Co-defendant Number	RDN	Record Division Number
ACC	Contempt Case Number – Non-Criminal	MUNIM	Related Municipal Case Number
EAB	External Agency Number	SW	Search Warrant Control No.
FBI	FBI Number	SID	SID/IBI
FCC	Foreign County Case Number	TCKN	Ticket Number



To search by Case Cross-Reference number, click on Advanced Filtering Options, then scroll down to Filter by Search Type.

Select the Case Cross-Reference Number option under the Search Type drop-down list.

After choosing Case Cross-Reference Number, scroll back up. The data entry field will change to Case CrossReference Number. Click in the entry field, type in your search, then click submit.

Smart Search *Required

Search Criteria ?

* Enter a Record Number or Name in Last, First Middle Suffix Format

Clear Submit

Advanced Filtering Options -

General Options

Filter by Location

All Locations

Filter by Search Type

Smart Search

Attorney Bar Number

Attorney Name

Case Cross-Reference Number

Case Cross-Reference Number ?

* Enter a Case Cross-Reference Number

Clear Submit

Advanced Filtering Options -

If your Case Cross-Reference number search doesn't work, try the following approach:



Enter an asterisk in the Smart Search field, then click on Advanced Filtering Options.

The image shows a 'Smart Search' interface. A red box highlights the search criteria input field, which contains an asterisk (*). Another red box highlights the 'Advanced Filtering Options' link. Blue arrows point from the text instructions to these two elements.

Scroll down to the Party Search Criteria and enter the value in the field that you are searching for. For example, if you are searching for IR number, enter the IR number in that field.

Click on Submit to conduct your search.

The image shows the 'Party Search Criteria' section of the 'CCC Digital Access Kiosk'. It lists various search criteria: Party Name, Nickname, Sounds Like, Business Name, Filter by Date of Birth From/To, Filter by Driver's License State, Filter by Driver's License Number, Filter by FBI Number, Filter by IR Number, Filter by State ID Number, and Filter by Booking Number. A red box highlights the 'Filter by IR Number' field, with a blue arrow pointing from the text instructions to it.



Party Search Panel

The “Party Search Criteria” panel allows you to narrow and focus your search results by factors

such as date of birth range, FBI number, License number, etc.

To use the Party Search panel, first enter the Party Name on the main search screen, then click on Advanced Filtering Options. Scroll down to Party Search Criteria, click on the field that you want to filter your search by, then enter the appropriate values and submit your search.

You can filter Party Name searches by name, business name, nickname, date of birth ranges, drivers license state, drivers license number, FBI number, IR number, State ID number, Booking number.

Party Search Criteria

Search by

☐ Party Name ☐ Business Name

☐ Nickname

☐ Sounds Like

Filter by Date of Birth From: _____ Filter by Date of Birth To: _____

Filter by Driver's License State: _____

Filter by Driver's License Number: _____

Filter by FBI Number: _____

Filter by IR Number: _____

Filter by State ID Number: _____

Filter by Booking Number: _____

Smart Search

Search Criteria

*Enter a Record Number or Name in Last, First Middle Suffix Format

Advanced Filtering Options

Party Search Criteria

Search by

☐ Party Name ☐ Business Name

☐ Nickname

☐ Sounds Like

Filter by Date of Birth From: _____ Filter by Date of Birth To: _____

Filter by Driver's License State: _____

Filter by Driver's License Number: _____

Filter by FBI Number: _____

Filter by IR Number: _____

Filter by State ID Number: _____

Filter by Booking Number: _____



Case Search Panel

In the Case Search panel, additional filtering options are available to further refine your Case Number search. First enter the Case Number on the main search screen, then click on Advanced Filtering Options.

Smart Search *Required

Search Criteria ?

* Enter a Record Number or Name in Last, First Middle Suffix Format

Clear Submit

Advanced Filtering Options -

Scroll down to Case Search Criteria, click on the field that you want to filter your search by, then enter the appropriate values and submit your search.

Case Search Criteria

Filter by Case Type

Filter by Case Status

Filter by File Date Start Filter by File Date End

Filter by Judicial Officer

You can filter Case Number searches by Case Type, Case Status, range of File Dates and Judicial Officer.

Viewing Search Results

A maximum of 200 search results are displayed. Certain default columns are shown, such as Case Number, Defendant, File Date, Type and Status.

CCC Digital Access Kiosk

Party Search Results

Name Date of Birth

BROWN, JAMES

Cases (44) Judgments (0)

Cases	Case Number	File / Defendant	File Date	Type	Status	Date of Birth
01CR1634004	LANIER, MAURICE	10/11/2001	Felony Indictment	Case Disposed		
01CR1634004	DELGADO, BILLY	07/11/2001	Felony Indictment	Case Disposed		
01CR1558001	CARUSO, JOSEPH	06/29/2001	Felony Indictment	Case Disposed		
01CR1492101	MAJEWSKI, LAURA	06/22/2001	Felony Indictment	Pending		



To change or add columns to your results window, click on the down arrow next to any of the column headers. Select the columns you want to display by selecting them from the “columns” section within the dropdown menu. Note that you can only display a maximum of 6 columns at any time.

Sort Ascending
Sort Descending
Columns
Type
Status
Location
Party Name
Filter
Show items with value that:
Is equal to 8/1/2012
And Is equal to 8/2/2013
Filter Clear

You can also sort your search results by clicking on the dropdown arrow next to the column header that you want to sort, then selecting the type of sort from the dropdown menu. Notice that you can sort by date range as well.

Click on the Case Number to view the results of a case.

CCC Digital Access Kiosk

Party Search Results

Name Date of Birth

BROWN, JAMES

Cases (44)
Judgments (9)

Case Number	Style / Defendant	File Date	Type	Status	Date of Birth
01CR0617901	BANDEMER, GREGORY	11/09/2001	Felony Indictment	Case Disposed	
01CR2389901	LANIER, MAURICE	10/11/2001	Felony Indictment	Case Disposed	
01CR1634004	DELGADO, BILLY	07/11/2001	Felony Indictment	Case Disposed	
01CR1558001	CARUSO, JOSEPH	06/29/2001	Felony Indictment	Case Disposed	
01CR1492101	MAJEWSKI, LAURA	06/22/2001	Felony Indictment	Pending	



MARIYANA T. SPYROPOULOS
CLERK OF THE CIRCUIT COURT
OF COOK COUNTY



The case results will appear in a separate window. The key identifiers of the case are listed on the right side of the Case Summary panel.

Scroll down, if necessary, to view the entire contents of the case.

Notice that Hearings and Events (formerly called dispositions) are automatically sorted in reverse chronological order (most recent first).

Criminal Division: 01CR2617901

Case Summary

Criminal Division
Case Summary
Case No: XXXXXXXXXXXXX

People of the State of Illinois vs. **JOHN DOE**

Location: Criminal Division
Judicial Officer: Officer Jane
Filed on: 11/09/2001
Record Number: G613830
Central Booking Number/Document Control: 014922634
Number: 038312960
SID/IR: 441775046
IR Number: 1168610

Case Information

Offense	Statute	Deg	Date	Case Type
Jurisdiction: Chicago Police Department 001, RESIDENTIAL BURGLARY	720.5/19-3	F1	01/28/2002	Felony Indictment
DCH: 014922634	Sequence: 001			Case Status: 09/04/2002 Case Disposed
Arrest: 01/28/2002	CONV - Conversion			

Related Cases

0114419101 (Indictment)

Statistical Closures

09/04/2002 Disposed

Assignment Information

Current Case Assignment
Case Number: XXXXXXXXXXXXX
Court: Criminal Division
Date Assigned: 11/09/2001
Judicial Officer: **Officer Jane**

Party Information

	Lead Attorneys
Defendant JOHN DOE CHICAGO, IL 60610 Male Height: 5' 10" Weight: 160 DOB: 06/05/1964 Other Agency Number: 1168610 IR Number: 038312960 SID/IR:	JOE, ATTORNEY Retained

Events and Orders of the Court

11/09/2001 Indictment/Information-Clerks Office-Presiding Judge
ROOM: 1799 JUDGE: 0 CDATE: 11/20/2001 C: 09:00 AM - 1 MODA: 1701 DESC: 01CR2617901 DW CR100791640

11/20/2001 **Continued to** (9:00 AM)
Events: 11/09/2001 Indictment/Information-Clerks Office-Presiding Judge

11/20/2001 **Continued to** (9:00 AM)
Events: 11/20/2001 Case Assigned

11/20/2001 Case Assigned (Judicial Officer: Siebel, Paul)
ROOM: 1701 JUDGE: 1688 CDATE: 11/20/2001 C: 09:00 AM - 1 MODA: 1701

Only 50 results are displayed. Click on "Show More" or "Show All" to display more results.

Events and Orders of the Court

12/21/2018 Cash Bond Refund Processed Forwarded Accounting Department
ROOM: 1799 JUDGE: 0 AMOUNT: 180.00 DESC: D-1863308 SURETY

12/06/2018 Off Call (Judicial Officer: Maldonado, Alfredo)
ROOM: 1712 JUDGE: 2113

12/06/2018 Reccommit - Original Terms And Conditions (Judicial Officer: Maldonado, Alfredo)
ROOM: 1712 JUDGE: 2113

12/06/2018 Petition For Violation Of Probation Withdrawn (Judicial Officer: Maldonado, Alfredo)
ROOM: 1712 JUDGE: 2113

12/06/2018 Defendant On Bond (Judicial Officer: Maldonado, Alfredo)
ROOM: 1712 JUDGE: 2113

12/06/2018 **Order of Court** (9:30 AM)
Events: 11/19/2018 Continuance By Order Of Court

11/19/2018 Defendant Released On Cash Or Deposit Bond
ROOM: 0300 JUDGE: 0

11/19/2018 Rec'd Exercise Sent To Police Agency
ROOM: 1799 JUDGE: 0

11/19/2018 Continuance By Order Of Court (Judicial Officer: Maldonado, Alfredo)
ROOM: 1712 JUDGE: 2113 CDATE: 12/06/2018 C: 09:30 AM - 2 MODA: 1712

11/19/2018 Warrant Returned, Executed/Filed (Judicial Officer: Maldonado, Alfredo)
ROOM: 1712 JUDGE: 2113

11/19/2018 Order Of Court Only Release Defendant On D Bond (Judicial Officer: Maldonado, Alfredo)
ROOM: 1712 JUDGE: 2113

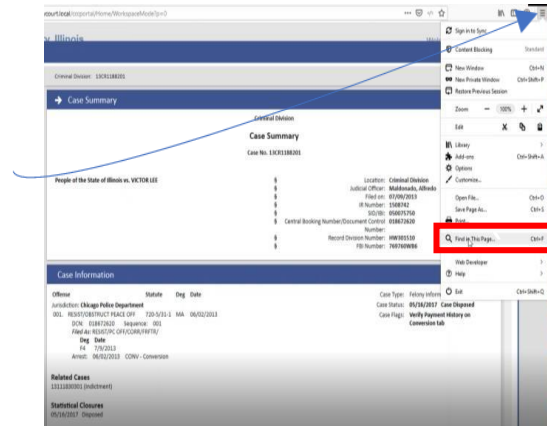
11/19/2018 Bail Amount Set (Judicial Officer: Maldonado, Alfredo)
ROOM: 1712 JUDGE: 1113 BAPT ID: 30909-01 DPO: 30909-01

[SHOW MORE](#) [SHOW ALL](#)

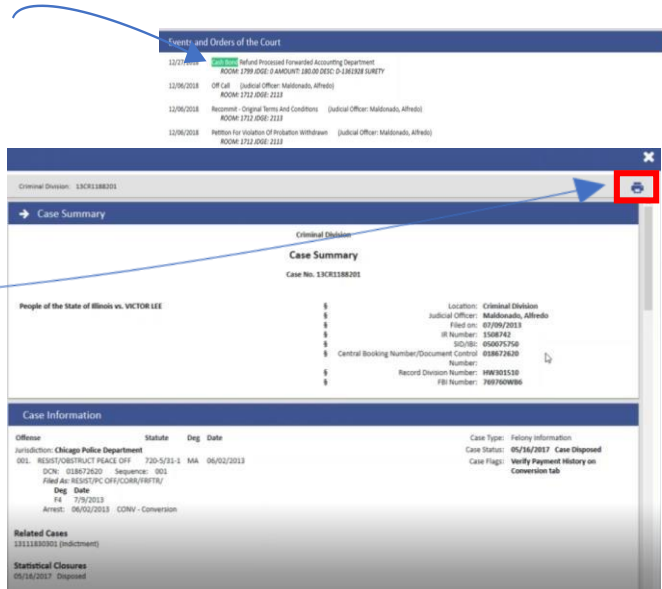


9

Since these results are displayed in a web format, you can further search within the results page by using your browser's "find" function. Just click on the find function within your browser, select "Find on This Page" and enter your keyword search.



This will highlight all results that match your keyword search.



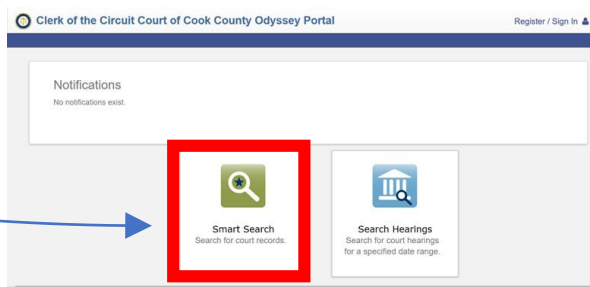
NOTE: these steps will vary, depending upon the browser you are using. You can also print your results out by clicking on the "Print" icon in the search results window.



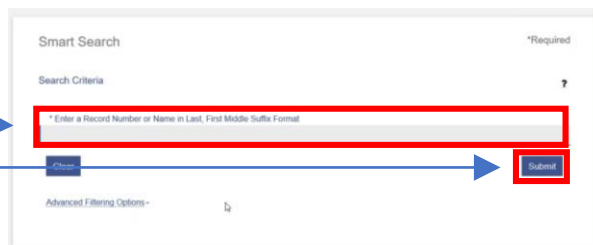
QUICK REFERENCE SEARCHES

Quick Reference Search - by Case Number

From the Odyssey Portal
home page, select the
Smart Search option.



In Smart Search, click in the data entry
field and type in your Case
Number.

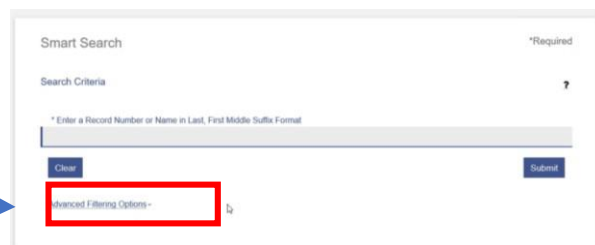
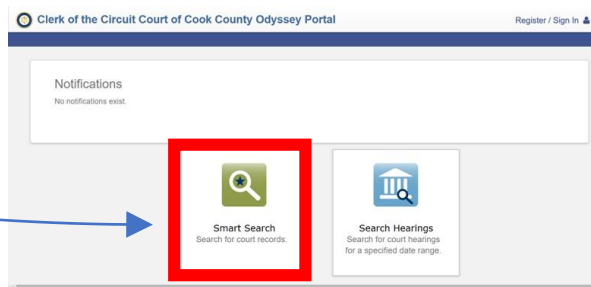


Click Submit to view your case
number search results.

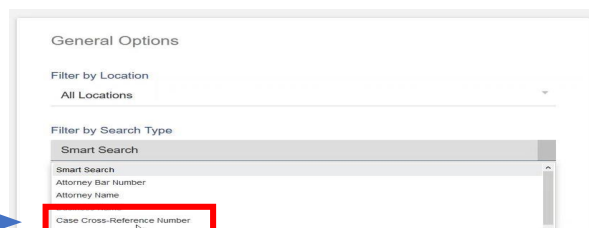


Quick Reference Search - By CB Number

From the Odyssey Portal home page, select the Smart Search option. Click on Advanced Filtering Options, then scroll down to Filter by Search Type.



Select the Case Cross-Reference Number option under the Search Type drop-down list.

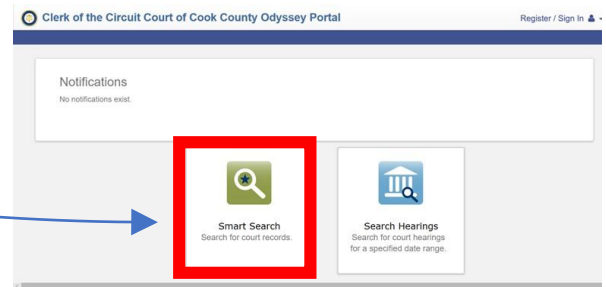


Scroll back up to enter the CB Number. You will notice that the data entry field will change to Case CrossReference Number. Click in the entry field and type in the CB Number, then click submit.

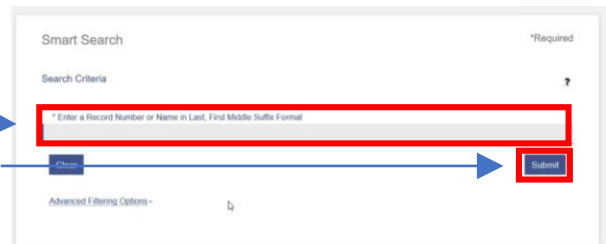


Quick Reference Search - by Company Name

From the Odyssey Portal home page, select the Smart Search option.



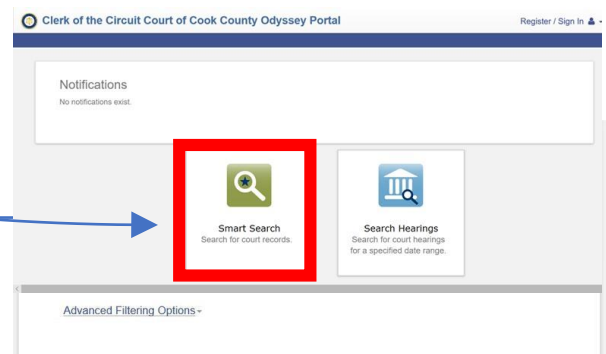
In Smart Search, click in the data entry field and type in the Company Name.



Click Submit to view your search results.

Quick Reference Search - By FBI Number

From the Odyssey Portal home page, select the Smart Search option.





Click on Advanced Filtering Options, then scroll down to Filter by Search Type.

Smart Search *Required

Search Criteria ?

* Enter a Record Number or Name in Last, First Middle Suffix Format

Clear Submit

Advanced Filtering Options -

Select the Case Cross-Reference Number option under the Search Type drop-down list.

General Options

Filter by Location

All Locations

Filter by Search Type

Smart Search

Smart Search

Attorney Bar Number

Attorney Name

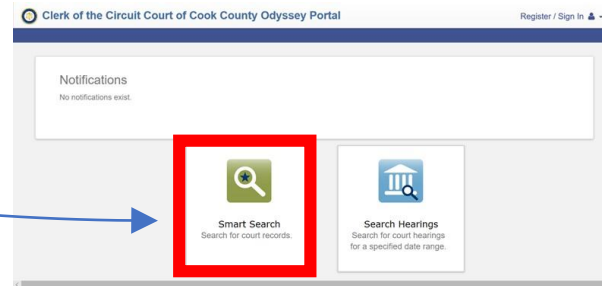
Case Cross-Reference Number

Scroll back up to enter the FBI Number. You will notice that the data entry field will change to Case CrossReference Number. Click in the entry field and type in the FBI Number, then click submit.

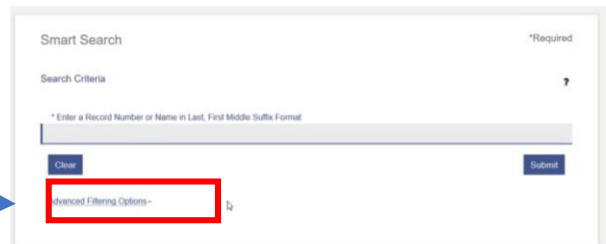


Quick Reference Search - By IR Number

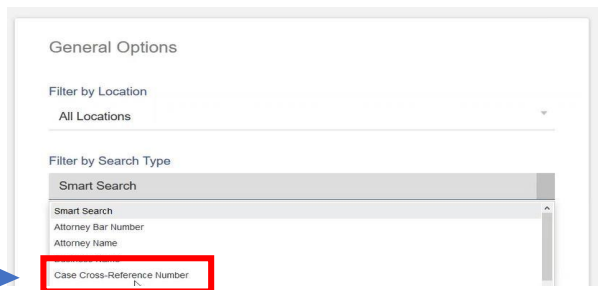
From the Odyssey Portal home page, select the Smart Search option.



Click on Advanced Filtering Options, then scroll down to Filter by Search Type.



Select the Case Cross-Reference Number option under the Search Type drop-down list.



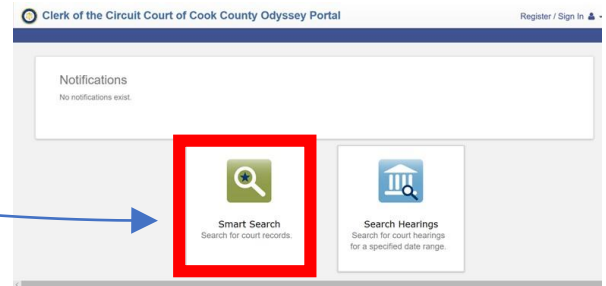
Scroll back up to enter the IR Number. You will notice that the data entry field will change to Case CrossReference Number. Click in the entry field and type in the IR Number, then click submit.



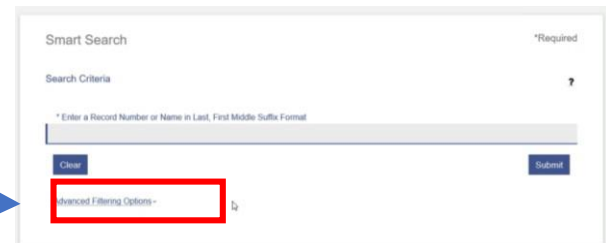


Quick Reference Search - By RD Number

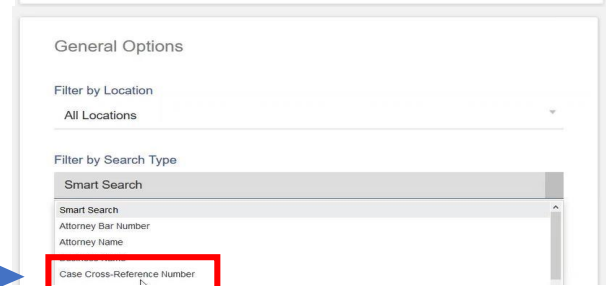
From the Odyssey Portal home page, select the Smart Search option.



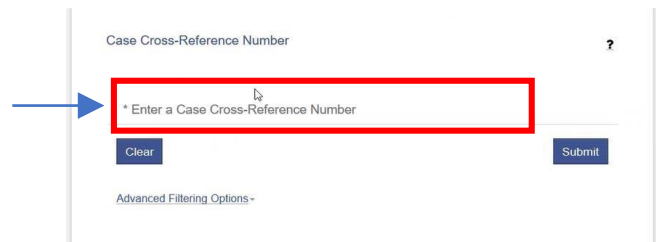
Click on Advanced Filtering Options, then scroll down to Filter by Search Type.



Select the Case Cross-Reference Number option under the Search Type drop-down list.



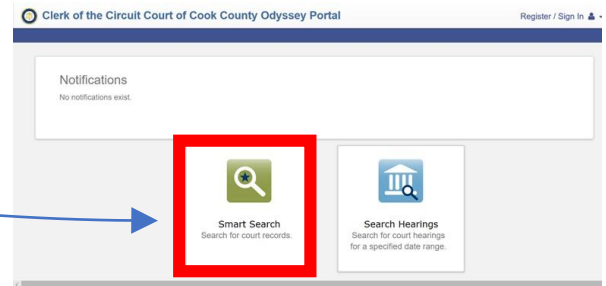
Scroll back up to enter the RD Number. You will notice that the data entry field will change to Case CrossReference Number. Click in the entry field and type in the RD Number, then click submit.





Quick Reference Search - By SID Number

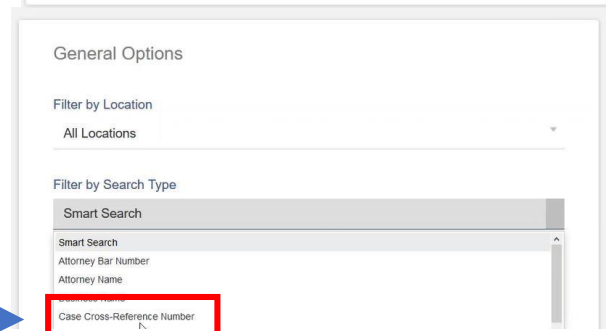
From the Odyssey Portal home page, select the Smart Search option.



Click on Advanced Filtering Options, then scroll down to filter by Search Type.



Select the Case Cross-Reference Number option under the Search Type drop-down list.




Scroll back up to enter the SID Number. You will notice that the data entry field will change to Case CrossReference Number. Click in the entry field and type in the SID Number, then click submit.



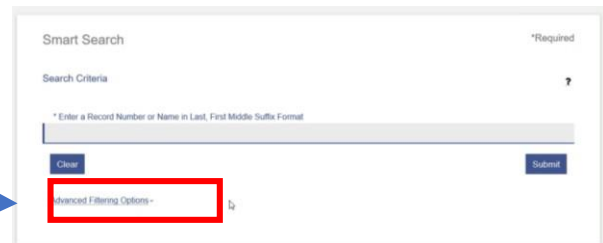


Quick Reference Search - By Ticket Number

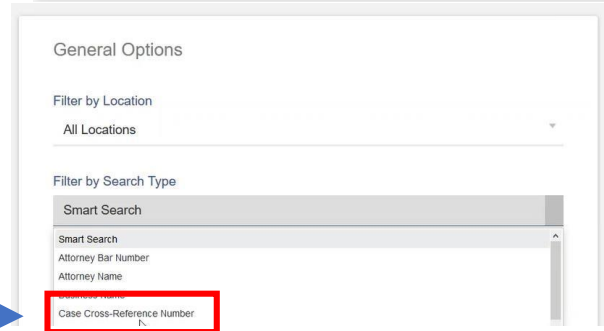
From the Odyssey Portal home page, select the Smart Search option.



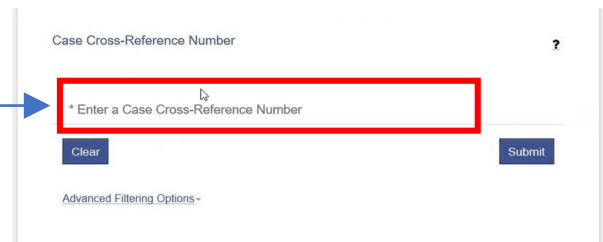
Click on Advanced Filtering Options, then scroll down to Filter by Search Type.



Select the Case Cross-Reference Number option under the Search Type drop-down list.



Scroll back up to enter the Ticket Number. You will notice that the data entry field will change to Case CrossReference Number. Click in the entry field and type in the Ticket Number, then click submit.

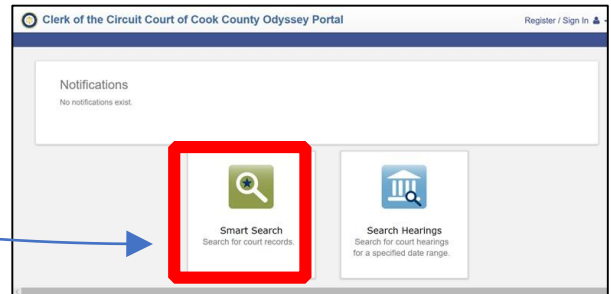




Quick Reference Search - By Warrant Number

NOTE: Only certain authorized agencies and justice partners (i.e. law enforcement) have the security clearance to search for warrants.

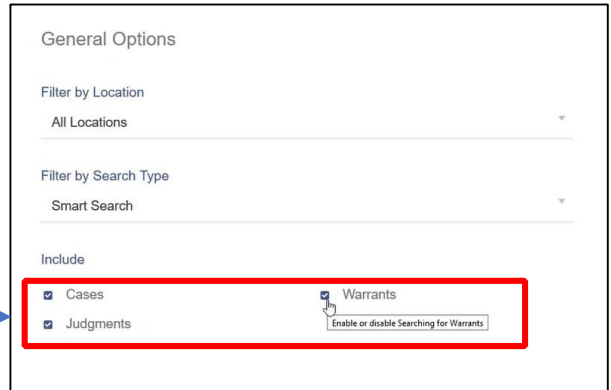
From the Odyssey Portal home page, select the Smart Search option.




Click on Advanced Filtering Options, then scroll down to General Options.



Make sure to select ALL three options (Cases, Judgement and Warrants).



Scroll back up and enter the case number, followed by an asterisk.
Or enter the specific warrant number. This will return all warrants and their associated cases.





Quick Reference Search - By Warrant # (continued)

Notice that the search displays all cases AND warrants associated with your search criteria.

Cases					
Case Number	State / Defendant	File Date	Type	Status	Date of Birth
13CR1188201	LEE, VICTOR	07/09/2013	Felony Information	Case Disposed	01/25/1990

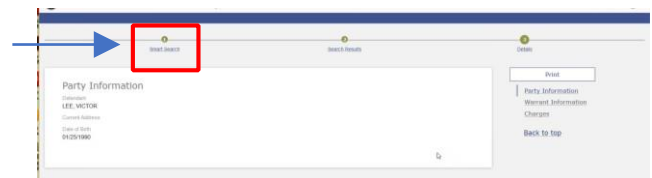
Warrants			
Warrant Number	Status	Issued Date	Location
13CR1188201-9002	Warrant Executed	07/01/2016	Criminal Division
13CR1188201-9001	Warrant Recalled by Court	02/14/2014	Criminal Division

Under the warrants list, clicking on the warrant number within the results page will return only basic information about the warrant.

Party Information	
Defendant	LEE, VICTOR
Court Address	
Date of Birth	01/25/1990

Warrant Information	
Location	Criminal Division
Warrant Number	13CR1188201-9001
Warrant Type	Bond Forfeiture Warrant
Issuing Judge	Crane, Clayton J.
Warrant Status	Warrant Recalled by Court

For more detailed information about a warrant, you must conduct a case search. Click on Smart Search to get back to the main search page.



Quick Reference Search - By Warrant #
(Continued)



Type in the Case
Number on the main
search menu.

Make sure you check the
“Cases” in the Search
Type panel.

Clicking on the Case Number within the
search results will take you to a more
detailed illustration of the warrant
information.

Smart Search

Search Criteria

* Enter a Record Number or Name in Last, First Middle Suffix Format
13CR1188201

Clear

Advanced Filtering Options

General Options

Filter by Location
All Locations

Filter by Search Type
Smart Search

Include

☒ Cases ☐ Warrants

☐ Judgments

Clerk of the Circuit Court of Cook County, Illinois

Start Search

Search Results

Cases

Case Number: 13CR1188201

Case Name: LEE, VICTOR

Case Status: Pending

Case Date: 01/01/2013

Case Closed: 01/01/2013

Case Summary

Criminal Division

Case Summary

Case No. 13CR1188201

People of the State of Illinois vs. VICTOR LEE

Location: Criminal Division

Judicial Officer: Maldonado, Alfredo

Filed on: 01/01/2013

IB Number: 1508742

IB Date: 01/01/2013

Central Booking Number/Document Control Number: 018672820

Record Division Number: HW003510

FBI Number: 789700986

Case Information

Offense

Jurisdiction: Chicago Police Department

Offense: 018672820 Sequence: 001

Filed At: RES/CPIC CPIC/COM/RTFR/

File Date: 7/3/2013

Arrest: 06/02/2013 CONV - Conversion

Case Type: Felony Information

Case Status: 05/26/2017 Case Disposed

Case Flag: Verify Payment History on Conversion tab

Related Cases

1311880001 (Indictment)

Statistical Closures

05/26/2017 Disposed

Warrants

Violation of Probation - LEE, VICTOR (Judicial Officer: Maldonado, Alfredo)

11/18/2018 Warrant Executed

11/17/2018 Warrant Executed

10/25/2018 Warrant Executable

10/25/2018 Warrant Signed

10/25/2018 Warrant Printed

10/25/2018 Warrant Released

10/25/2018 Warrant Updated

10/25/2018 Warrant not signed

07/01/2016 Warrant Printed

07/01/2016 Warrant Released

07/01/2016 Warrant Updated

07/01/2016 Warrant issued

Fine: \$0.00

Notes: 07/01/2016 6747 S CAMPBELL AVE CHICAGO

07/01/2016 DISTRICT: 3 BRANCH: LOCATION: 0001 ROOM: 800 DEFENDANT CASE NBR: 13CR1188201 WRNT ID: W001 TYPE: VOP SNA: 000000000 NAME: LEE, VICTOR MDL ALIAS: DOB: 19900125 RACE: 1 SEX: M HEIGHT: 510 WEIGHT: 170 HAIR: BK EYES: BR BUILD: COMPLY: IR: 001508742 CE: 018672820 FBI: 789700986 SD: 0005007570 DLN: BOND NBR: 01209427 BAIL AMT: 0000000 RETURNABLE TO DISTRICT: 3 BRANCH: LOCATION: 0001 ROOM: 800 ARREST AGENCY: 1300 LOCATION: 0001 STATE: 00000 ARREST OFFIC: 0001 LIMITS COOK: COLLAR COUNTED: STATES WIDE: 3 OTHER: ADJUT AGENCY: 0000 LOCATION: 0000

Bond Forfeiture Warrant - LEE, VICTOR (Judicial Officer: Crane, Clayton J)

10/08/2014 Warrant Recalled by Court

10/08/2014 Warrant Executable

10/08/2014 Warrant Signed

10/08/2014 Warrant Printed

10/08/2014 Warrant Released

10/08/2014 Warrant Updated

08/14/2014 Warrant not signed

08/14/2014 Warrant Printed

08/14/2014 Warrant Released

08/14/2014 Warrant issued

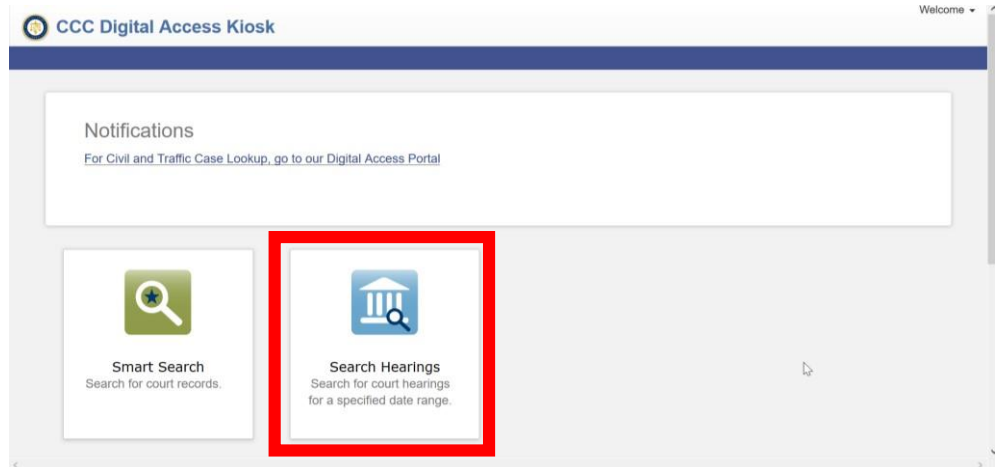
Fine: \$0.00

Notes: 08/14/2014 DISTRICT: 3 BRANCH: LOCATION: 0001 ROOM: 800 DEFENDANT CASE NBR: 13CR1188201 WRNT ID: W001 TYPE: BFW SNA: 000000000 NAME: LEE, VICTOR MDL ALIAS: DOB: 19900125 RACE: 1 SEX: M HEIGHT: 510 WEIGHT: 170 HAIR: BK EYES: BR BUILD: COMPLY: IR: 001508742 CE: 018672820 FBI: 789700986 SD: 0005007570 DLN: BOND NBR: 01209427 BAIL AMT: 0000000 RETURNABLE TO DISTRICT: 3 BRANCH: LOCATION: 0001 ROOM: 800 ARREST AGENCY: 1300 LOCATION: 0001 STATE: 00000 ARREST OFFIC: 0001 LIMITS COOK: COLLAR COUNTED: STATES WIDE: 3 OTHER: ADJUT AGENCY: 0000 LOCATION: 0000



Search for Hearings

To search for hearings, click on the “Search Hearings” icon from the Odyssey Portal home page.





Select “Criminal” in the Search Location field to search for a criminal case. Hearings in other areas of law will be available once Odyssey Portal is implemented for those areas of law.

- From the dropdown list, select the type of hearing you are searching for.
- To filter your search, select from the “Search Type” dropdown list. You can filter by:
 - 1) Case Number; 2) Party Name; 3) Business Name; 4) Attorney Name; 5) Attorney Bar Number (of ARDC Number); 6) Judicial Officer; and 7) Courtroom Location

Search Hearings * Required

Basic Search Options

* Select Location
Criminal

* Select Hearing Types

* Select Search Types

* Search by Date From * Search by Date To

Clear Submit

Search Hearings * Required

Basic Search Options

* Select Location
Criminal

* Select Hearing Types

* Select Search Types

Case Number
Party Name
Business Name
Attorney Name
Attorney Bar Number
Judicial Officer
Courtroom



- To search for hearings in a specific courtroom or location, select “courtroom” from the “Search Type” dropdown list.
- A new field titled “Select Courtroom” will appear. Click on this field and select from the dropdown list for available courtrooms or locations.
- For example, to search for a hearing in District 2, select “courtroom” from the “Search Type” dropdown list. Scroll all the way down until you see the courtroom within District 2, then select it and click on “Submit”



Search Hearings * Required

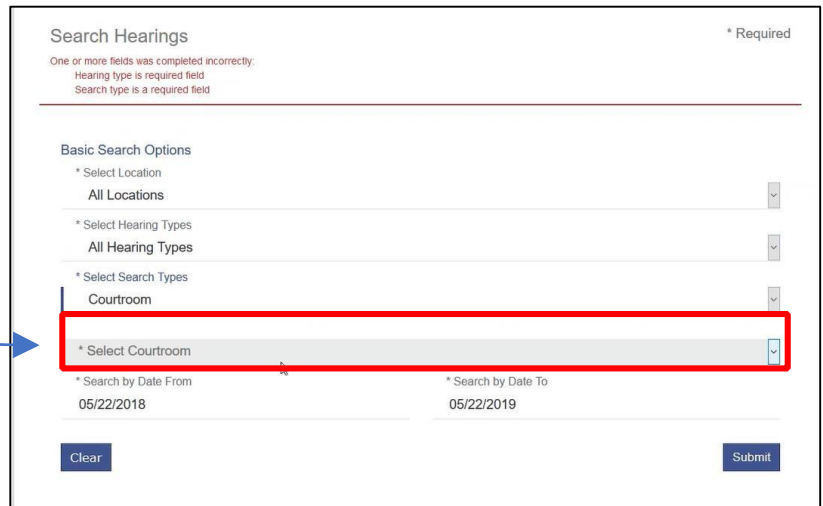
Basic Search Options

* Select Location
Criminal

* Select Hearing Types

* Select Search Types

Case Number
Party Name
Business Name
Attorney Name
Attorney Bar Number
Courtroom



Search Hearings * Required

One or more fields was completed incorrectly:
Hearing type is required field
Search type is a required field

Basic Search Options

* Select Location
All Locations

* Select Hearing Types
All Hearing Types


* Select Search Types
Courtroom

*** Select Courtroom**

* Search by Date From
05/22/2018

* Search by Date To
05/22/2019

Clear Submit



Basic Search Options

* Select Location
Criminal

* Select Hearing Types
All Criminal Hearing Types

* Select Search Types
Courtroom

* Select Courtroom
District 2, Courtroom 101

* Search by Date From

* Search by Date To

Clear Submit



- You can also specify a date range for your search by clicking on the “Search by Date” fields and entering the start and end dates for your search.

Search Hearings * Required

Basic Search Options

* Select Location
Criminal

* Select Hearing Types

* Select Search Types

* Search by Date From * Search by Date To

May 2018

Submit

Viewing Search Hearings Results

- To sort your search results, click on the down arrow next to the field you want to sort by.
- To view your results in a calendar format, click on the calendar icon.

Hearing Search Results
Hearings for Courtroom 10220 South 76th Avenue, Bridgeview, IL 60455 between 5/22/2018 and 5/22/2019

The search returned 162 hearings, but could have returned more. Please narrow the search by entering more precise criteria.

Case Number	Role / Indictment	Date / Time	Hearing Type	Judge	Courtroom	Case Category
18C00423101	POOLE, FREDRICK T	4/18/2019 9:00 AM	By Agreement		District 5, Courtroom 207, 10220 South 76th Avenue, Bridgeview, IL 60455	Criminal
18C1613401	JONES, ADRIAN	4/18/2019 9:30 AM	By Agreement		District 5, Courtroom 110, 10220 South 76th Avenue, Bridgeview, IL 60455	Criminal
18C1613401	JONES, ADRIAN	4/18/2019 9:30 AM	By Agreement		District 5, Courtroom 110, 10220 South 76th Avenue, Bridgeview, IL 60455	Criminal
19S00069001	STUART, JIMMY L	4/19/2019 9:00 AM	Bond Hearing		District 5, Courtroom 207, 10220 South 76th Avenue, Bridgeview, IL 60455	Criminal
19S00069001	INES-RODRIGUEZ, HUGO	4/19/2019 9:00 AM	Bond Hearing		District 5, Courtroom 207, 10220 South 76th Avenue, Bridgeview, IL 60455	Criminal
19S00070001	SHAW, COREY JOSEPH AN	4/19/2019 9:00 AM	Bond Hearing		District 5, Courtroom 207, 10220 South 76th Avenue, Bridgeview, IL 60455	Criminal
19C00099501	WATSON, MARTELL	4/19/2019 1:00 PM	By Agreement	Adcock, Robert H	District 5, Courtroom 105, 10220 South 76th Avenue, Bridgeview, IL 60455	Criminal
19S0071301	MARTINEZ, ARMANDO J	4/22/2019 9:00 AM	By Agreement		District 5, Courtroom 201, 10220 South 76th Avenue, Bridgeview, IL 60455	Criminal

The search returned 162 hearings, but could have returned more. Please narrow the search by entering more precise criteria.

April 2019

Calendar view showing dates from Sunday to Saturday. Blue boxes indicate hearing dates on April 17, 18, 19, 20, 21, 22, 23, 24, 25, 26, and 27.



Where To Go For Help

For technical support, call the Clerk of the Circuit Court
MIS Bureau Client Service Help Desk at:

+1.312.603-HELP (1.312.603.4357)

Or you can reach the help desk via email at

helpdesk@cookcountycourt.com

An electronic copy of this manual can also be viewed
from the DAT terminals by clicking on the “Manual”
icon in the top-right corner of the DAT homepage

